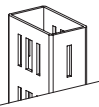
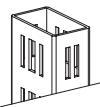
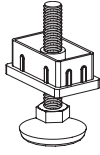
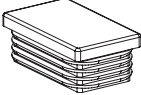
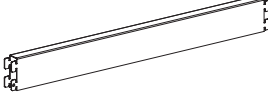
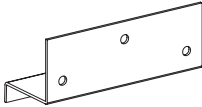
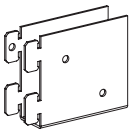
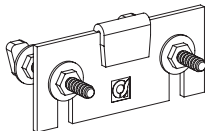
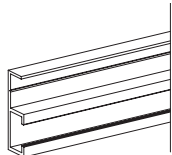
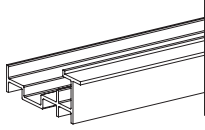
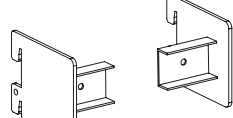
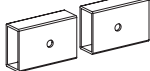
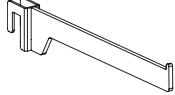
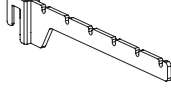
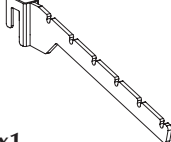
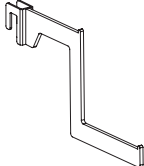
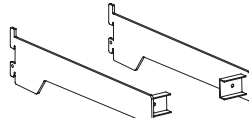
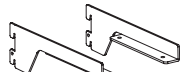

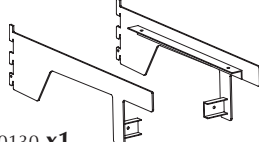
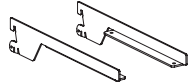
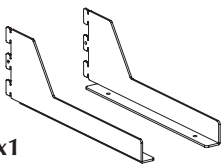



SYNOPTIC TABLE

<p>Single-slot post 50 x 30 mm Length: 1439 / 2179 / 2919 mm</p>  <p>Art. no. 75141 / 75211 / 75291</p>	<p>Double-slot post 50 x 30 mm Length: 1439 / 2179 / 2919 mm</p>  <p>Art. no. 75142 / 75212 / 75292</p>	<p>Screw jack M10 50 x 30 mm</p>  <p>Art. no. 4021 x10</p>
<p>End cap 50 X 30 mm</p>  <p>Art. no. 4003 x10</p>	<p>Spacer Length: 570 / 970 mm</p>  <p>Art. no. 78570E / 78970E x2</p>	<p>Z-plate Length: 39 mm</p>  <p>Art. no. 78039Z x4</p>
<p>Stirrup Length: 70 mm</p>  <p>Art. no. 78070E x4</p>	<p>Adjustable top fixing plate</p>  <p>Art. no. 4656 x4</p>	<p>Top rail Length: 6000 mm</p>  <p>Art. no. 3081</p>
<p>Bottom rail Length: 6000 mm</p>  <p>Art. no. 3080</p>	<p>Pair of support rail brackets with panelling</p>  <p>Art. no. 840119 x1</p>	<p>Support rail 30 x 15 mm Length: 590 / 597 / 990 / 997 mm</p>  <p>Art. no. 800590 / 800597 / 800990 / 800997 x1</p>
<p>Straight arm Length: 300 / 400 mm</p>  <p>Art. no. 810130 / 810140 x1</p>	<p>Straight notched arm Length: 300 / 400 mm</p>  <p>Art. no. 810230 / 810240 x1</p>	<p>Sloping notched arm Length: 300 / 400 mm</p>  <p>Art. no. 810330 / 810340 x1</p>
<p>Stepped arm Length: 300 / 400 mm</p>  <p>Art. no. 810430 / 810440 x1</p>	<p>Pair of clothes rail brackets</p>  <p>Art. no. 840330 x1</p>	<p>Pair of shelf brackets Length: 200 / 300 / 400 mm</p>  <p>Art. no. 830120 / 830130 / 830140 x1</p>
<p>Pair of shelf brackets to screw to edge</p>  <p>Art. no. 830616 x1</p>	<p>Pair of clothes rail + shelf brackets Length: 400 mm</p>  <p>Art. no. 850130 x1</p>	<p>Pair of shelf brackets, 2 positions Length: 300 mm</p>  <p>Art. no. 830330 x1</p>
<p>Pair of reversible shelf brackets Length: 300 mm</p>  <p>Art. no. 830430 x1</p>	<p>Lateral hook</p>  <p>Art. no. 78024C x6</p>	


Layout and realisation CDC Conseils – Ref. PLOH48E



SOFADI: Head Office Chemin du Bois Rond – F-69720 Saint-Bonnet-de-Mure – France
Web site www.sofadi.com
Export Dept Phone +33 472 48 31 31 - Fax +33 472 48 94 26

WALL PANELLING LOOK100







LOOK 100


Design

This wall panelling system offers the professionals a perfectly adapted solution for the fitting-out of commercial spaces, whenever decrepit walls need lining. It simply consists of a top rail, a bottom rail and adjustable fasteners, allowing to fit 50 x 30 mm posts at standard or specific centre distances. The panels are just hung to this structure, and leave a recessed joint giving access to the single or double slots. A choice of modern-style accessories meets all the requirements of ready-to-wear and heavy products markets. The LOOK 100 range is compatible with all the SOFADI steel systems.

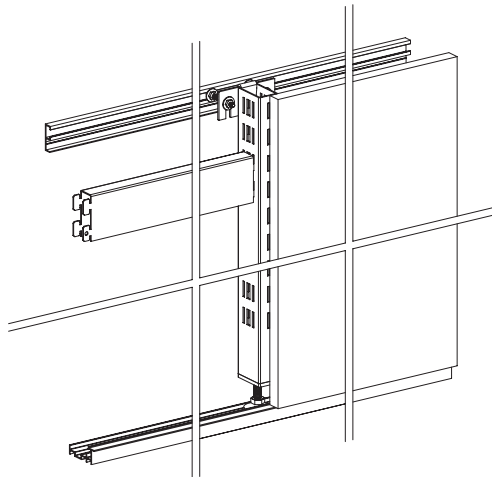
Material/Finish

The LOOK 100 steel channels and accessories are available in white and grey lacquered finish. Special finish is also possible. Clothes rails and arms are chromium plated.

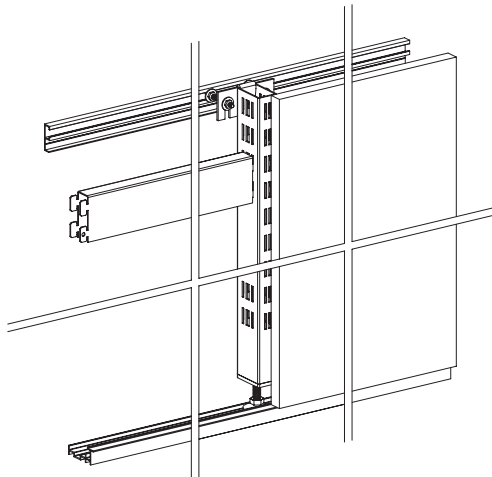
	Material	Finish
	Steel	White lacquered Grey lacquered
	Steel	White lacquered Grey lacquered



WALL PANELLING SYSTEM

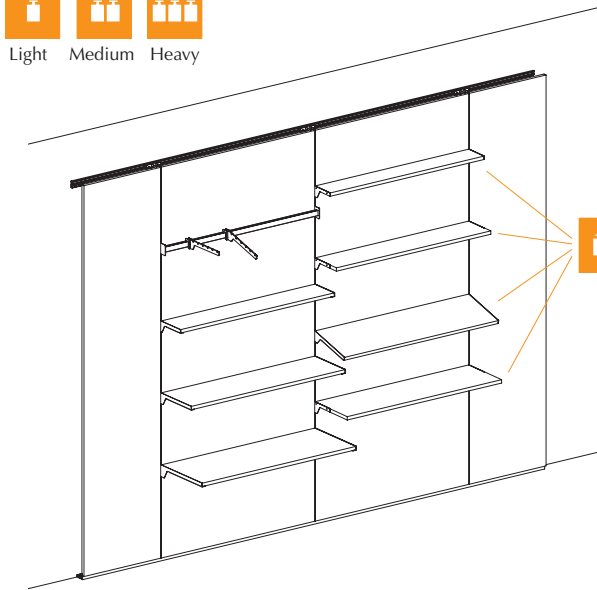


- Single-slot post 50 x 30

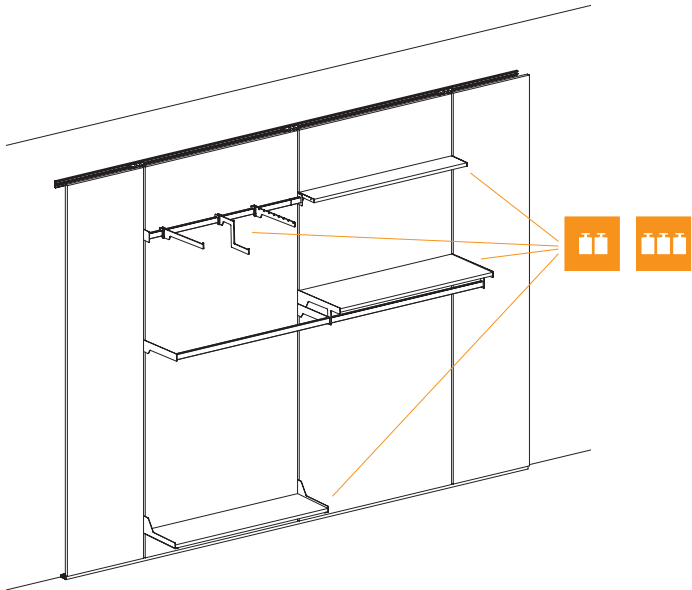


- Double-slot post 50 x 30

MERCHANDISING



- Support rail brackets with panelling / straight notched arm / sloping notched arm
- Shelf brackets 200 / 300 / 400 mm
- Shelf brackets to screw to edge
- Shelf brackets 2 positions



- Support rail brackets with panelling / straight arm / stepped arm / straight notched arm
- Clothes rail brackets
- Reversible shelf brackets
- Shelf brackets to screw to edge
- Clothes rail + shelf brackets



LOOK

