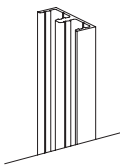
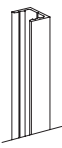
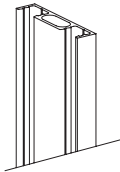
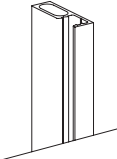
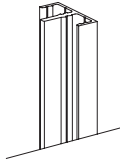
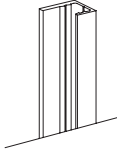
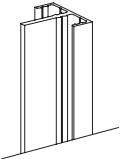
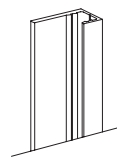
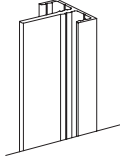
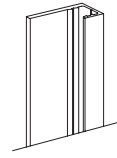
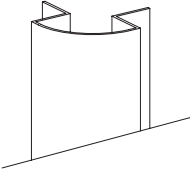
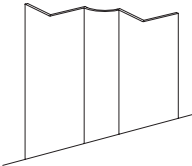
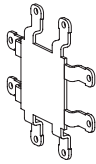
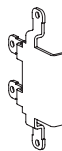



SYNOPTIC TABLE\*

Double channel Length: 3000 / 6100 mm		Single channel Length: 3000 / 6100 mm	
Art. no. CR0D30 / CR0D60		Art. no. CR0S30 / CR0S60	
Broad double channel Length: 3000 / 6100 mm		Broad lateral channel Length: 3000 / 6100 mm	
Art. no. CR0R30 / CR0R60		Art. no. CR07R30 / CR07R60	
Double channel for 8-mm panel Length: 3000 / 6100 mm		Lateral channel for 8-mm panel Length: 3000 / 6100 mm	
Art. no. CRP830 / CRP860		Art. no. CRP7830 / CRP7860	
Double channel for 16-mm panel Length: 3000 / 6100 mm		Lateral channel for 16-mm panel Length: 3000 / 6100 mm	
Art. no. CRP1630 / CRP1660		Art. no. CRP71630 / CRP71660	
Double channel for 19-mm panel Length: 3000 / 6100 mm		Lateral channel for 19-mm panel Length: 3000 / 6100 mm	
Art. no. CRP1930 / CRP1960		Art. no. CRP71930 / CRP71960	
Salient corner profile Length: 3000 / 6100 mm		Re-entrant corner profile Length: 3000 / 6100 mm	
Art. no. CPAS730 / CPAS760		Art. no. CPAR730 / CPAR760	
4-D junction		3-D junction	
Art. no. 4DCR0R x1		Art. no. 3DCR0R x1	
2-D junction			
Art. no. 2DCR0R x1			

Layout and realisation CDC Conseils - Ref. FPHAB8E - \* Fasteners and additional accessories: see datasheet.




SOFADI: Head Office Chemin du Bois Rond – F-69720 Saint-Bonnet-de-Mure – France  
Web site [www.sofadi.com](http://www.sofadi.com)  
Export Dept Phone +33 472 48 31 31 - Fax +33 472 48 94 26


TERTIARY PANELLING WALL







# WALL



## Design


The WALL profile range is destined to realize lining of tertiary or commercial spaces with 8, 16, or 19-mm wooden panels. These profiles allow various possibilities of joint finish: recessed, edge-to-edge or with aluminium trim.



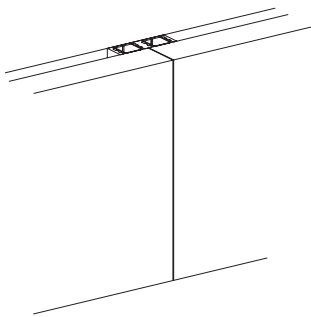
## Material/Finish

The profiles are made of an aluminium alloy allowing (silver or black) anodized finish.

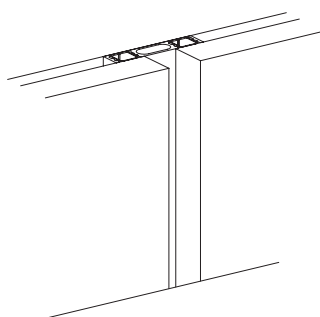
	Material	Finish
	Aluminium	AS: Satin silver anodized ANNO: Satin black anodized



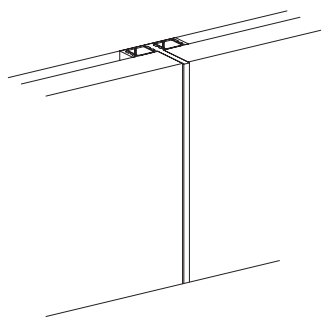
## PROFILE OFFER



- Edge-to-edge panelling




- Recessed-joint panelling




- Panelling with aluminium trim



## PATTERNS



- Check pattern



- Vertical raster



## LOOK

