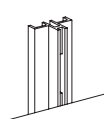
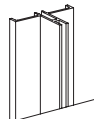




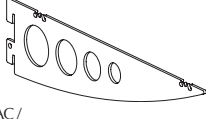
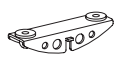





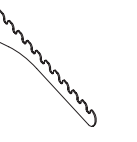
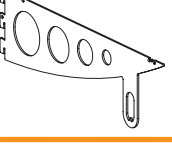



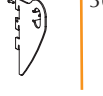

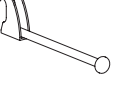
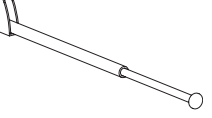
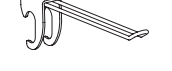
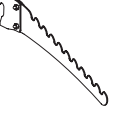
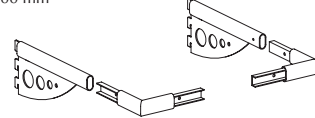
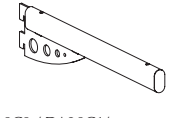
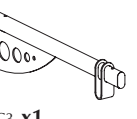
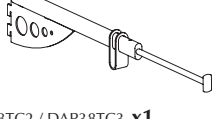





SYNOPTIC TABLE*

<p>Surface-mounted slot channel Length: 1532 / 2013 / 2531 mm</p>  <p>Art. no. M15 / M20 / M25</p>	<p>Slot channel sunk from behind Length: 1532 / 2013 / 2531 mm</p>  <p>Art. no. M1915 / M1920 / M1925</p>	<p>Overlapping slot channel Length: 2975 / 6120 mm</p>  <p>Art. no. R30 / R60</p>
<p>Single-slot panelling channel Length: 2531 / 2975 / 6120 mm</p>  <p>Art. no. CR12125 / CR12130 / CR12160</p>	<p>Double-slot panelling channel Length: 2531 / 2975 / 6120 mm</p>  <p>Art. no. CR121125 / CR121130 / CR121160</p>	<p>Lateral panelling channel Length: 2531 / 2975 / 6120 mm</p>  <p>Art. no. CR12725 / CR12730 / CR12760</p>
<p>Horizontal shelf bracket Standout: 180 / 230 / 280 / 330 / 380 mm</p>  <p>Art. no. DMA18AC / DMA23AC / DMA28AC / DMA33AC / DMA38AC x4</p>	<p>Double steel saddle</p>  <p>Art. no. A2 x10</p>	<p>Steel saddle LH Steel saddle RH</p>   <p>Art. no. A1G x10 Art. no. A1D x10</p>
<p>Double steel saddle without suckers</p>  <p>Art. no. A2SV x10</p>	<p>Steel saddle LH without sucker Steel saddle RH without sucker</p>   <p>Art. no. A1GSV x10 Art. no. A1DSV x10</p>	<p>Sloping arm</p>  <p>Art. no. CRAPL x1</p>
<p>Bracket for shelf and clothes rail 36 x 18 mm Standout: 380 mm</p>  <p>Art. no. DMAP38 x1</p>	<p>Clothes rail 36 x 18 mm Length: 997 / 1498 / 1998 mm</p>  <p>Art. no. BP10 / BP15 / BP20</p>	<p>Short bracket LH for clothes rail 36 x 18 mm Short bracket RH for clothes rail 36 x 18 mm</p>   <p>Art. no. CPCASPG x2 Art. no. CPCASPD x2</p>
<p>Short bracket LH for clothes rail 36 x 18 mm Short bracket RH for clothes rail 36 x 18 mm</p>   <p>Art. no. SBPSG x2 Art. no. SBPSD x2</p>	<p>Straight arm for clothes rail 36 x 18 mm Standout: 200 / 300 mm</p>  <p>Art. no. BDI2012 / BDI3012 x2</p>	<p>Straight telescopic arm for clothes rail 36 x 18 mm Standout: 300 mm</p>  <p>Art. no. BDI30T x1</p>
<p>Double-wire hook for clothes rail 36 x 18 mm Standout: 160 / 200 / 300 mm</p>  <p>Art. no. BDS16X2 / BDS20X2 / BDS30X2 x4</p>	<p>Sloping arm for clothes rail 36 x 18 mm</p>  <p>Art. no. CRAPD x1</p>	<p>Clothes rail frame bracket Standout: 300 mm</p>  <p>Art. no. SBPCAC1 / SBPCAC2 / SBPCAC3 x1</p>
<p>Horizontal shelf bracket Standout: 180 / 280 / 380 mm</p>  <p>Art. no. DA18C1 / DA18C2 / DA18C3 / DA28C1 / DA28C2 / DA28C3 / DA38C1 / DA38C2 / DA38C3 x1</p>	<p>Bracket for shelf and clothes rail 30 x 15 mm Standout: 380 mm</p>  <p>Art. no. DAP38C1 / DAP38C2 / DAP38C3 x1</p>	<p>Telescopic bracket for shelf and clothes rail 30 x 15 mm Standout: 380 mm</p>  <p>Art. no. DAP38TC1 / DAP38TC2 / DAP38TC3 x1</p>
<p>Double steel saddle for D-type bracket</p>  <p>Art. no. CAD x4</p>	<p>Double steel saddle without suckers for D-type bracket</p>  <p>Art. no. CADSV x4</p>	<p>Clothes rail 30 x 15 mm Length: 997 / 1498 / 1998 mm</p>  <p>Art. no. BPD10 / BPD15 / BPD20</p>

Layout and realisation CDC Conseils - Ref. FPSDAC8E - * Fasteners and additional accessories: see technical sheet.



SOFADI: Head Office Chemin du Bois Rond - F-69720 Saint-Bonnet-de-Mure - France
Web site www.sofadi.com
Export Dept Phone +33 472 48 31 31 - Fax +33 472 48 94 26

SLOT CHANNEL

SOFT

DESIGN STEEL





SOFT DESIGN STEEL



Design


The SOFT DESIGN STEEL range is particularly fit for the ready-to-wear market. Definitely present when surface-mounted or nearly invisible behind panels, the slot channels with a compact 37-mm pitch allow great modularity of the accessories.

This system with its original SOFADI look (patented model) gives the designer a total freedom to conceive any merchandising project for folded, side-hung, or face-hung products. It is a homogenous response to the needs of contemporary, dynamic shopfitting.

Material/Finish

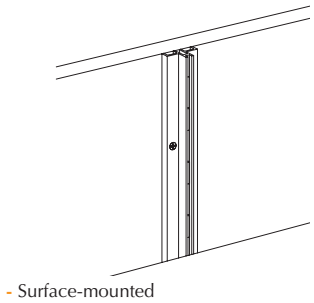
The combination of bright chromium-plated accessories and (silver or golden) anodized slot channels gives this great SOFADI classic a welcome trendy look. Matt-chromium or powdercoated finish is also possible.

	Material	Finish
	Aluminium	AS: Satin silver anodized ANNO: Satin black anodized
	Steel	CH: Chromium plated ZGMV: Sanded zinc plated varnished



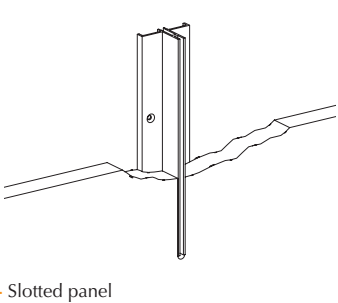
SLOT CHANNEL OFFER

• Surface-mounted slot channel



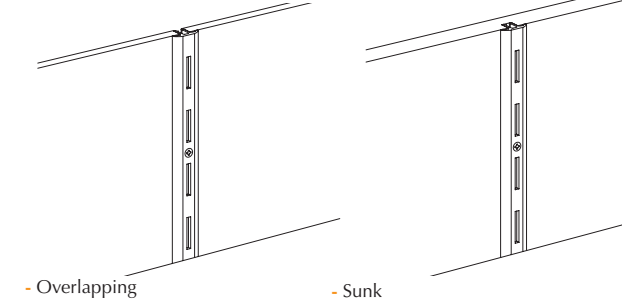
- Surface-mounted

• Slot channel sunk from behind



- Slotted panel

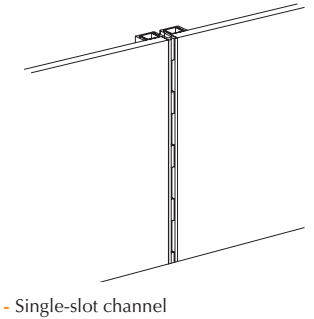
• Overlapping slot channel



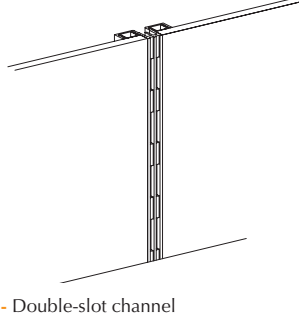
- Overlapping

- Sunk

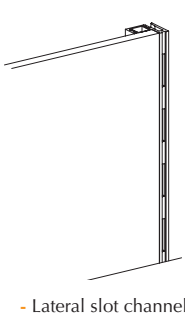
• Panelling slot channel



- Single-slot channel

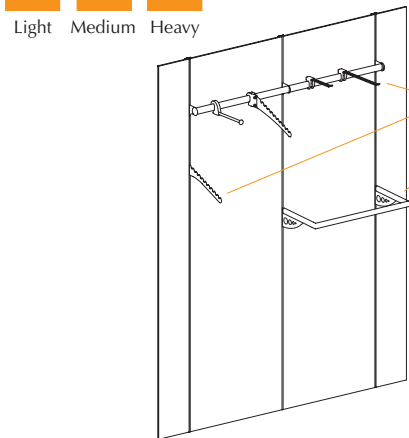


- Double-slot channel

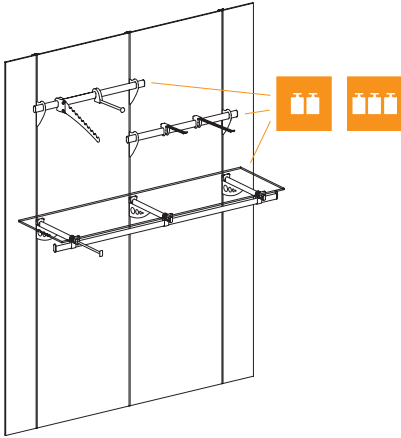


- Lateral slot channel

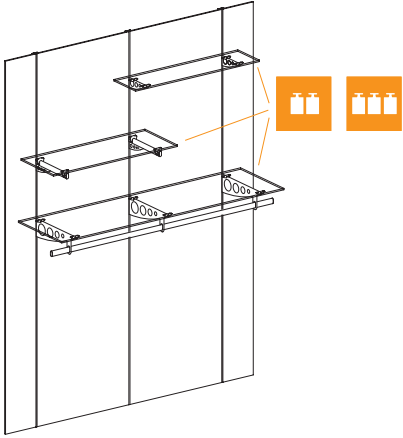
MERCHANDISING



- Short bracket for clothes rail 36 x 18 mm / straight arm / sloping arm / double-wire hook
- Sloping arm
- Clothes rail frame bracket



- Short bracket for clothes rail 36 x 18 mm / sloping arm / straight arm / double-wire hook
- Telescopic bracket for shelf and clothes rail 30 x 15 mm / bracket for shelf and clothes rail 30 x 15 mm



- Horizontal shelf bracket
- Bracket for shelf and clothes rail 36 x 18 mm



LOOK

