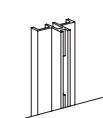
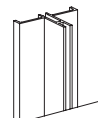



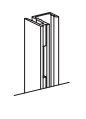

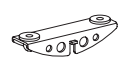


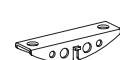


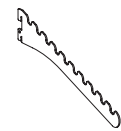
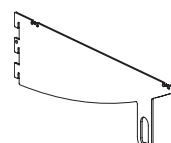





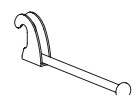
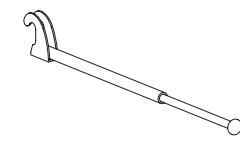
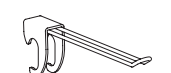

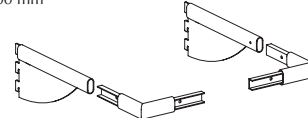
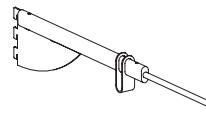
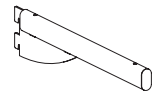
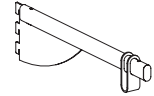
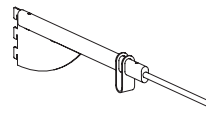

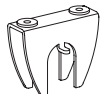
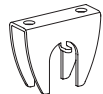


SYNOPTIC TABLE*

Surface-mounted slot channel Length: 1532 / 2013 / 2531 mm 	Slot channel sunk from behind Length: 1532 / 2013 / 2531 mm 	Overlapping slot channel Length: 2975 / 6120 mm 	
Art. no. M15 / M20 / M25	Art. no. M1915 / M1920 / M1925	Art. no. R30 / R60	
Single-slot panelling channel Length: 2531 / 2975 / 6120 mm 	Double-slot panelling channel Length: 2531 / 2975 / 6120 mm 	Lateral panelling channel Length: 2531 / 2975 / 6120 mm 	
Art. no. CR12125 / CR12130 / CR12160	Art. no. CR121125 / CR121130 / CR121160	Art. no. CR12725 / CR12730 / CR12760	
Horizontal shelf bracket Standout: 180 / 230 / 280 / 330 / 380 mm 	Double steel saddle 	Steel saddle LH 	Steel saddle RH 
Art. no. DM18AC / DM23AC / DM28AC / DM33AC / DM38AC x4	Art. no. A2 x10	Art. no. A1G x10	Art. no. A1D x10
Double steel saddle without suckers 	Steel saddle LH without sucker 	Steel saddle RH without sucker 	Sloping arm 
Art. no. A2SV x10	Art. no. A1GSV x10	Art. no. A1DSV x10	Art. no. CRAPL x1
Bracket for shelf and clothes rail 36x18 mm Standout: 380 mm 	Clothes rail 36 x 18 mm Length: 997 / 1498 / 1998 mm 	Short bracket LH for clothes rail 36 x 18 mm 	Short bracket RH for clothes rail 36 x 18 mm 
Art. no. DMP38 x1	Art. no. BP10 / BP15 / BP20	Art. no. CPCASPG x2	Art. no. CPCASPD x2
Short bracket LH for clothes rail 36 x 18 mm 	Short bracket RH for clothes rail 36 x 18 mm 	Straight arm for clothes rail 36x18 mm Standout: 200 / 300 mm 	Straight telescopic arm for clothes rail 36 x 18 mm Standout: 300 mm 
Art. no. SBPSG x2	Art. no. SBPSD x2	Art. no. BDI2012 / BDI3012 x2	Art. no. BDI30T x1
Double-wire hook for clothes rail 36 x 18 mm Standout: 160 / 200 / 300 mm 	Sloping arm for clothes rail 36 x 18 mm 	Clothes rail frame bracket Standout: 300 mm 	Telescopic bracket for shelf and clothes rail 30x15 mm Standout: 380 mm 
Art. no. BDS16X2 / BDS20X2 / BDS30X2 x4	Art. no. CRAPD x1	Art. no. SBPCC1 / SBPCC2 / SBPCC3 x1	Art. no. DP38TC1 / DP38TC2 / DP38TC3 x1
Horizontal shelf bracket Standout: 180 / 280 / 380 mm 	Bracket for shelf and clothes rail 30x15 m Standout: 380 mm 	Telescopic bracket for shelf and clothes rail 30x15 mm Standout: 380 mm 	Clothes rail 30 x 15 mm Length: 997 / 1498 / 1998 mm 
Art. no. D18C1 / D18C2 / D18C3 / D28C1 / D28C2 / D28C3 / D38C1 / D38C2 / D38C3 x1	Art. no. DP38C1 / DP38C2 / DP38C3 x1	Art. no. DP38TC1 / DP38TC2 / DP38TC3 x1	Art. no. BPD10 / BPD15 / BPD20
Double steel saddle for D-type bracket 	Double steel saddle without suckers for D-type bracket 		
Art. no. CAD x4	Art. no. CADSV x4		

Layout and realisation CDC Conseils - Ref. FPSCAC8E - * Fasteners and additional accessories: see technical sheet.



SOFADI: Head Office Chemin du Bois Rond – F-69720 Saint-Bonnet-de-Mure – France
Web site www.sofadi.com
Export Dept Phone +33 472 48 31 31 - Fax +33 472 48 94 26

SLOT CHANNEL
SOFT
CLASSIC STEEL





SOFT CLASSIC STEEL


Design

The SOFT CLASSIC STEEL range is particularly fit for the ready-to-wear market. Definitely present when surface-mounted or nearly invisible behind panels, the slot channels with a compact 37-mm pitch allow great modularity of the accessories. This system with its original SOFADI look (patented model) gives the designer a total freedom to conceive any merchandising project for folded, side-hung, or face-hung products. It is a homogenous response to the needs of contemporary, dynamic shopfitting.

Material/Finish

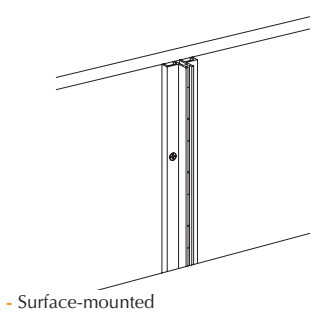
The combination of bright chromium-plated accessories and (silver or golden) anodized slot channels gives this great SOFADI classic a welcome trendy look. Matt-chromium or powdercoated finish is also possible.

	Material	Finish
	Aluminium	AS: Satin silver anodized ANNO: Satin black anodized
	Steel	CH: Chromium plated ZGMV: Sanded zinc plated varnished



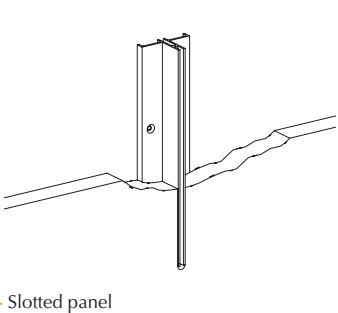
SLOT CHANNEL OFFER

• Surface-mounted slot channel



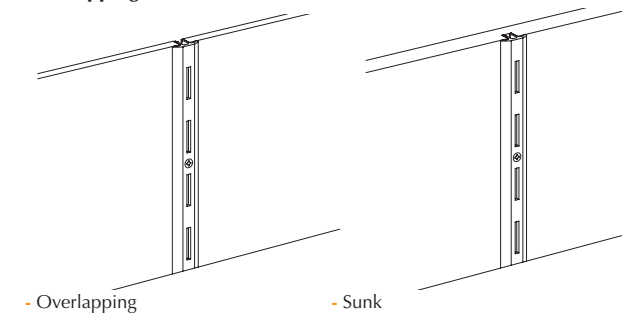
- Surface-mounted

• Slot channel sunk from behind



- Slotted panel

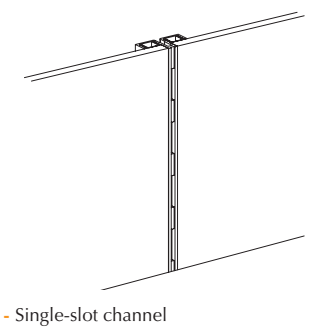
• Overlapping slot channel



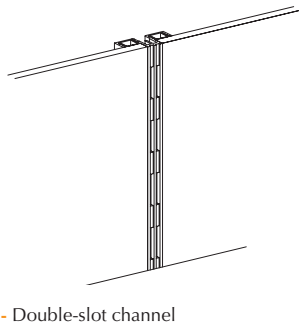
- Overlapping

- Sunk

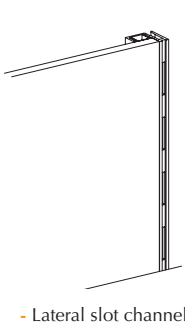
• Panelling slot channel



- Single-slot channel

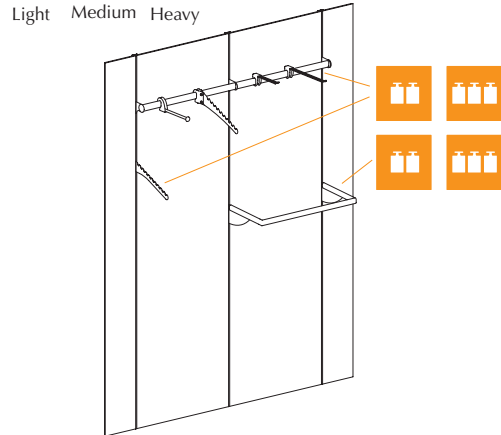


- Double-slot channel

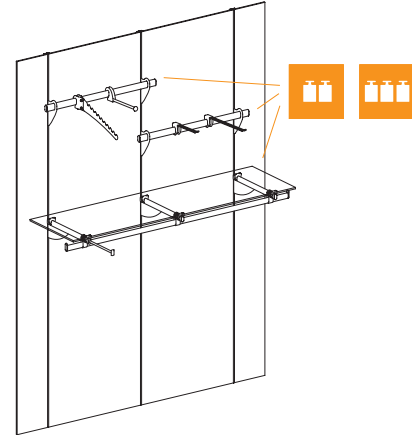


- Lateral slot channel

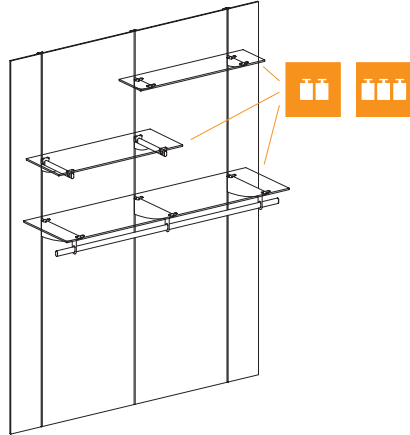
MERCHANDISING



- Short bracket for clothes rail 36 x 18 mm / straight arm / sloping arm / double-wire hook
- Sloping arm
- Clothes rail frame bracket



- Short bracket for clothes rail 36 x 18 mm / sloping arm / straight arm / double-wire hook
- Telescopic bracket for shelf and clothes rail 30 x 15 mm / bracket for shelf and clothes rail 30 x 15 mm



- Horizontal shelf bracket
- Bracket for shelf and clothes rail 36 x 18 mm



LOOK

