

cronus® | cubicle system



cronus uncompromising – the cubicle system page 3

cronus versatile – possible applications page 4

cronus visual – more than design page 5

cronus water resistant – bath and shower area page 6

cronus intelligent – support-optimised and front-suspended page 7

cronus private – floor-to-ceiling page 8

cronus unconventional – transverse cubicles and special solutions .. page 9

cronus luminous – lighting elements page 10

cronus pointing the way – accessories and engravings page 11

cronus extended – complementary products page 11

cronus profiled – quality in details page 12

cronus specifics – planning aids page 13

cronus vivid – colour concept page 14

KEMMLIT – ten good reasons page 15



cronus® | uncompromising
the cubicle system

New – but still fully developed. The cubicle system cronus is predestined for individual projects. It is versatile and flexible without abandoning its own distinctive line. cronus offers aesthetically sophisticated solutions in the highest quality. Every detail is designed for maximum variance, perfection in form, ageless design and durability. cronus combines design, quality and flexibility – without compromises!





cronus® | versatile

possible applications



Especially in public-commercial sanitary facilities, constructional and utilisation requirements differ greatly. Therefore, flexible product solutions for absolute creative freedom are necessary.

KEMMLIT's decades of experience with individual projects has been incorporated in the development of cronus. This has made it possible to implement special ideas and solutions for each customer group – optimised by complementary KEMMLIT products and accessories to a perfect combination in terms of colour, shape and material.

When it comes to planning and design, cronus offers a large scope of possibilities. Like a tailor-made suit, cronus evolves in individual projects – height, width, length customised and optimised in accordance with the room layout.

The versatile application areas of cronus:

- industrial and commercial buildings
- administration and public authorities
- public facilities
- swimming pools
- saunas and spas
- fitness, sports facilities and stadiums
- camping sites and amusement parks
- hotels and catering industry
- schools and universities
- hospitals and clinics
- rehabilitation centres and health resorts



cronus® | visual

more than design

Architects and planner always visualise the overall picture – a uniform and consistent line for a well-balanced room concept. cronus gives architects, planners as well as craftsmen but especially builders new perspectives.

The smooth surfaced cubicle system with the linear profiles and perfect technical details is inconspicuous but nevertheless distinctive!





cronus® | water resistant

bath and shower area



cronus is ideally suited for dry, humid and wet areas – from extensive shower cubicles, changing cubicles or other cubicle systems for indoor and outdoor swimming pools, leisure and rehabilitation centres and health resorts, saunas and spas – to single shower cubicles and changing cubicles on camping sites, fitness centres and motorway service areas.

Panels and doors are made of a well-proven solid grade material: High Pressure Laminate. In addition to the coloured layer, a special overlay protects the surface of the panel against abrasion, wear and scratches and provides a grip-friendly surface. Doors can optionally be made out of HPL, safety glass or seawater-proof aluminium.

All materials have excellent characteristics even in extreme humidity and for utmost demands regarding hygiene. They are resistant to ultraviolet light, heat and water as well as mildew retardant. They are low-maintenance and easy to clean.





cronus® | intelligent

support-optimised and front-suspended

Intelligence instead of quantity – it is not the number of supporting legs that is crucial for the stability and durability of a cubicle system, but their ideal positioning in conjunction with the solid fastening.

Support-optimised and front-suspended – this is the innovative cronus-solution with integrated supporting legs in the partition panels. Invisible to the observer, visually perfect and easy to clean.

If that's not enough, the suspended cronus system, in combination with the KEMMLIT suspended headrail construction in a variety of different designs, offers the possibility to realise a cubicle system without supporting legs. Drillings in the floor can be dispensed with.

Support-optimised and front-suspended or suspended system – both solutions are technically sophisticated, beautifully shaped and cater for cost-reducing floor maintenance. Ideal for all strongly frequented sanitary facilities.





cronus® | private floor-to-ceiling

Panels and doors are closed from floor to ceiling for an ideal sense of privacy. Whether the upper panel is made of HPL, glass or plexiglass – it is produced and installed true-to-size!

The maintenance-free door hinges have an integrated spring and therefore provide automatically closing doors. Due to the integrated rubber buffer in the door stop profiles this happens gently and almost silently.





cronus® | individual

transverse cubicles and special solutions

New freedom in planning sanitary facilities. Even in challenging room layouts cronus offers elegant solutions with ideal proportions. Special heights and widths, unusually shaped cubicles and combinations, cut-outs and angular wall connection as well as special colour requests are no problem with cronus.

Our KEMMLIT representative would be pleased to provide you with detailed and competent advice!

To realise your creative ideas KEMMLIT can provide highly qualified project engineers. They start where others are at a loss. Choose the right partner from the start!

Some examples of cronus special solutions:

- transverse cubicles
- corner cubicles
- free-standing cubicles
- angular wall connections
- parapet panels and cut-outs
- individual engravings
- cut-outs for glass panels in doors and panels
- climb-over protection
- swing-doors





cronus® | luminous lighting elements



In designing sanitary facilities light is used more and more in a variety of applications.

The perfect combination of partition walls, lighting elements, wall panelling and flooring brings about a very special atmosphere in the room.

cronus offers the use of indirect light with its specially developed lighting element.

The lighting element is integrated in the partition panel and can be connected easily.

With cronus, design in function becomes visible!

cronus® | pointing the way

accessories and engravings

With the extensive stainless steel and nylon accessory programme of KEMMLIT, cronus can be implemented completely and from a single cast. Thief-proof connection and harmonising colours and design. Positioning is already incorporated in the overall planning!



Especially in the HPL surfaces individual engravings can be additionally integrated for better navigation. Visually perfect!

Details regarding accessories (toilet brush sets, wardrobe hooks, toilet paper roll holders, door stopper hooks, graffiti cleaner, baby changing stations etc.) please see our KEMMLIT accessory programme.

cronus® | extended

complementary products

Modesty screens and urinal screens are incorporated more and more in the planning of sanitary and WC facilities. Next to hygiene, privacy is very important in these areas. cronus offers individual solutions for this as well.

Apart from the standard modesty screen (size 435 mm x 825 mm), larger urinal screens with supporting leg (size 435 / 600 mm x 1475 mm incl. 150 mm under-panel clearance) can be realised.

Often modesty screens are specified for frequently used and sheltered areas in public-commercial buildings. Besides the modesty screen with supporting leg (size 600 mm x 2000 / 2135 mm incl. 150 mm under-panel clearance), KEMMLIT also offers a modesty screen with a floor-to-ceiling supporting column (size 800 / 1000 / 1200 mm x 2000 mm incl. 150 mm under-panel clearance).

Special widths and special heights are of course also possible by arrangement with our technicians.

Curtains instead of doors – especially in shower areas – are often realised as well. KEMMLIT offers special curtains from Trevira and Saran – robust and ultra-modern.





Corner profile for free-standing cubicles



Wall connection profile with rosette for accurate joints



Connection of the profiles with solid M12 screw connection



Aluminium supporting leg in the front panel in a static connection with the profiles

Trend-setting architecture is among other things a matter of technology. During development, particular attention was therefore paid to the connection elements.

The high quality aluminium system structure with the aesthetic profiles and linear connections ensure an indestructible and solid cubicle system that is minimalist and flexible.




3-roller-edge hinge (3 per door) made of aluminium with integrated spring for self-closing doors



Solid M12 screw connection of the supporting legs in the profiles



Ergonomic turning knob with integrated red/white indicator



Lock cover plate with integrated turn lock



Finger protection made of aluminium with integrated hinges




Supporting leg bracket for support-optimised legs in the partition panel



Door knob with parallel positioned red/white indicator



Beautifully shaped lock cover plate with solid zinc die-cast lock



HPL door with door stop profile – hinges screwed hidden from sight



Supporting leg detailed – adjustable height with solid cover sleeve

Layout:	single cubicles and rows of cubicles for all kind of room layouts (sanitary facilities, WCs, showers, solariums, changing rooms, etc.) – special solutions are possible by arrangement
Cubicle depth:	standard 1600 mm – special depths are possible
Cubicle height:	2000 mm doors and panels, alternatively 2135 mm, special heights and upper panels are possible
Panels and doors:	13 mm solid grade HPL panels with decorative layer and special overlay
Stabiliser headrail:	3-chamber-profile, size 54 x 43 mm, square shape
Door stop profiles:	solid aluminium profiles with continuous rubber buffer for nearly noiseless door closing
Wall connection:	U-channel for straight and angular wall connection
Upper panel HPL:	max. 1850 x 650 mm – larger panels will be split
Upper panel glass:	aluminium frame with toughened safety glass 6 mm, alternative plexiglass 5 mm, max. 1800 x 650 mm – larger panels will be split
Support-optimised and front-suspended:	for corner cubicles, up to a front panel width or axis of the partition wall of max. 250 mm and height of 2000 mm or 2135 mm incl. 150 mm under-panel clearance
Suspended cubicles:	with headrail system made of aluminium available either powder-coated or bonderised silver-grey headrail 50x 150 mm (max. length without stabilising column 3600 mm) headrail 50x 200 mm (max. length without stabilising column 4500 mm)
Under-panel clearance:	standard 150 mm, adjustable range + 20/ -10 mm, special heights as well as no under-panel clearance also possible
Supporting legs:	legs either screwed or siliconed to floor, adjustable height, made of aluminium either satin anodised with satin anodised aluminium cover sleeve or powder-coated with nylon cover sleeve. Alternatively made of stainless steel.
Door width:	570 mm / 640 mm / 750 mm / 950 mm (nominal width) – special width possible
Hinges:	3-roller-edge hinge made of aluminium (Ø 20 mm), 3 per door, with integrated spring – optionally for automatic closing or opening of the door. Also available with finger protection profile
Furniture:	available in aluminium or nylon, door knob with and without red/white indicator, alternatively with profile cylinder, door knob with central under-bench seat locking system, turning door knob lock with integrated red/white indicator
Cut-outs for glass:	toughened safety glass 5 mm in a variety of sizes and shapes
Engravings:	a range of standard symbols, numbers and words, individual graphics are possible on request
Swing door:	with touch panel and swing hinge made of stainless steel, size min. width x height 250 mm x 600 mm, max. w x h 600 x 1400 mm
Aluminium door:	(especially for shower cubicles with partition panels of less than 1500 mm) 30-mm thick aluminium composite element, width 570, 640, 750 mm (nominal width) – special width possible
Safety glass door:	10 mm toughened safety glass with standard lock or grip hole, width 570, 640, 750 mm (nominal width)
Cut-outs:	individual parapet panels as well as cut-outs are possible
Curtain rail:	slide bar made of satin anodised aluminium (fitted in stabiliser headrail), shower curtain slider made of white plastic and curtain hooks made of stainless steel
Light element:	1225 mm long (230V / 36 Watt), alternative 923 mm long (230V / 30 Watt)
Climb-over protection:	aluminium tubes satin anodised to prevent climbing over (especially for schools) max. cubicle depth 1600 mm
Anteroom separation:	separation with one door, height 2000 mm, alternative 2135 mm, without under-panel clearance and with upper panel up to 650 mm, special heights are possible

Panels and doors made of HPL:

				
White 9095	Pale grey 7095	Pale yellow 1095	Pale blue 5095	Pale green 6095
				
Peppered white 9095P	Peppered pale grey 7095P	Peppered pale yellow 1095P	Peppered pale blue 5095P	Peppered pale green 6095P
				
Frosted white 9095S	Pearl white 7195	Yellow 1195	Bright blue 5295	Leaf green 6195
				
Anthracite 7603	Poppy 3195	Beechwood 0304		

Profiles, hinges, furniture, supporting legs and accessories:

									
White 02	Manhattan 05	Dark grey 03	Dark blue 04	Red 11	Dark red 01	Yellow 10	Satin ¹⁾ anodised 08	Stainless ²⁾ steel 12	Black ³⁾ anodised 17

¹⁾ profiles, hinges, furniture, supporting legs only ²⁾ supporting legs and accessories ³⁾ special edition cronus – profiles black anodised
Due to typographic reasons, the colours shown may slightly differ from the original colour.

Please contact your personal KEMMLIT sales representative to explore the creative possibilities of cronus. He will be glad to advise you about all the available technical solutions and details!

Tel. + 49 (0) 70 72 / 131-0

Fax + 49 (0) 70 72 / 131-150


info@kemmlit.com



KEMMLIT | ten good reasons

- 1.** 100 years of experience and market leadership
- 2.** Extensive product range
- 3.** Product innovation with top design
- 4.** Top quality in terms of material and processing
- 5.** Harmonising solutions
- 6.** Individual consulting service by professional sales representatives
- 7.** Quick quotation processing
- 8.** Prompt and on-schedule delivery
- 9.** Professional installation on site
- 10.** One-stop service

For further information visit our website at www.kemmlit.com



Individual sanitary fittings by KEMMLIT

For example:

Changing cubicles
Toilet cubicles
Locker systems
Shower cubicles
Vanitory units
Benches
Baby changing stations
Doors and frames

KEMMLIT- Bauelemente GmbH

Maltschachstraße 37
D-72144 Dusslingen
Germany

Tel.: +49 (0) 7072/1 31-0
Fax: +49 (0) 7072/1 31-150

www.kemmlit.com
info@kemmlit.com

